

CI14 JUNE 2014

# *Cascade*

CAST IRON STYLE RAINWATER AND SOIL SYSTEM



## Trade Price List CI14



Plumbing & Drainage

## Trade Price List CI14

### Important Notes for Merchant

#### Carrier Deliveries

Orders for chargeable Next Day carrier service must be received before 12:00 midday. Please note that carriers will not take goods longer than 4 metres and are unable to give an absolute guarantee on service.

#### Minimum Order Value

A surcharge of £25 will apply to each order which does not exceed the following minimum values:

Delivery to Merchant's Yard: £640 List

Delivery to Site: £1,600 List

#### Price

When ordering please state colour and code number clearly. Irrespective of any prices stated on your orders, the prices charged will be list prices less your agreed customer discount. All prices shown are list prices excluding VAT. This price list supersedes previous issues.

#### Pack Quantities

Several pack quantities have been reduced. Please order in pack quantities whenever possible.

#### Notification of Claims

The Seller shall be entitled to reject any claim for DEFECTIVE goods unless such a claim is notified in writing to the Seller within 48 hours of delivery, or, if the alleged defect is not immediately apparent, within such longer period as the Seller may reasonably allow in the circumstances.

The Seller shall be entitled to reject any claim for SHORTAGES of the goods unless such claim is notified to the Seller in writing within 48 hours of the date of delivery of any consignment in which it is said a shortage has occurred.

Upon collection of goods, the Seller shall be entitled to credit goods only which are deemed resalable. The Seller will notify the Buyer within 48 hours of any rejections or discrepancies.

#### Restocking Charge

In special circumstances Brett Martin may agree to goods being returned but only with prior agreement provided they are in resalable condition and in their original packaging. Returns are subject to a 25% restocking charge which will be deducted from the associated credit note. This facility does not apply to items which have been fabricated or supplied as non standard items to special order.

#### Installers

Please refer to installation instructions at the back of this price list, especially notes referring to snowloading.

#### Coloured Options

When ordering, please add the following letters to the codes shown in price list to denote coloured items:

- BU – Oxford Blue
- SD – Sandstone
- GN – Olive Green
- WH – Porcelain White
- GY – Graphite Grey

**Note – Please allow 15 working days for delivery of coloured items. All coloured options are specially produced and are non-returnable.**

### Index

Delivery Schedules	2
Cast Iron Style System	3

#### Domestic Rainwater Systems

106mm Prostyle Gutter	5
112mm Roundstyle Gutter	6
115mm Deepstyle Gutter	6
65mm Square Downpipe	7
68mm Round Downpipe	8
Hopper Range	9

#### High Capacity Rainwater Systems

160mm Half Round Gutter	10
105mm Round Downpipe	10
100mm x 75mm Rectangular Downpipe	11

#### Soil Systems

110mm Push-fit Soil Range	12
---------------------------	----

#### Installation

Hopper Dimensions	17
-------------------	----



### Plumbing & Drainage

#### Irish Sales and Head Office

Tel: 028 9084 9999

Fax: 028 9083 6666

#### English & Welsh Sales

Tel: 01246 280000

Fax: 01246 280001

#### Scottish Sales

Tel: 01236 725536

Fax: 01236 725871

All goods subject to our Conditions of Sale. Brett Martin Ltd reserves the right to amend specifications and prices without prior notice.

Reproduction of all or part of this publication, unless authorised in writing by Brett Martin Ltd, will be a breach of copyright.

# Delivery Schedules

## England & Wales

Order cut-off time Zone	Mon 3.30pm	Tue 3.30pm	Wed 3.30pm	Thur 3.30pm	Fri 3.30pm
A	Fri	Tue	Tue	Thur	Thur
Lead time	4	5	4	5	4
B	Fri	Mon	Tue	Wed	Thur
Lead time	4	4	4	4	4
C	Fri	Tue	Tue	Wed	Thur
Lead time	4	5	4	4	4
D	Tue	Tue	Tue	Thur	Fri
Lead time	5/6	5	4	5	5
E	Fri	Fri	Tue	Thur	Thur
Lead time	4	3	4	5	4
F	Fri	Tue	Tue	Fri	Fri
Lead time	4	5	4	5/6	5
G	Fri	Tue	Tue	Fri	Fri
Lead time	4	5	4	5/6	5
H	Fri	Tue	Tue	Wed	Thur
Lead time	4	5	4	4	4
J	Fri	Tue	Tue	Thur	Thur
Lead time	4	5	4	5	4
L	Fri	Tue	Tue	Fri	Fri
Lead time	4	5	4	5/6	5
M	Fri	Tue	Tue	Wed	Fri
Lead time	4	5	4	4	5
N	Fri	Tue	Tue	Wed	Fri
Lead time	4	5	4	4	5
O	Fri	Mon	Tue	Wed	Thur
Lead time	4	4	4	4	4
P	Fri	Fri	Tue	Thur	Thur
Lead time	4	3	4	5	4

### NOTES

- Any queries on zone location, please contact your Area Rep or our Customer Services Dept.
- Delivery days shown will, where appropriate, always be the second of any two day run.
- Please utilise this delivery schedule to organise your most beneficial ordering pattern.
- Delivery schedules should be used as a guide, actual delivery day may be rescheduled at short notice due to reasons beyond our control.
- Please allow 15 working days for delivery of coloured items.

- Denotes following week  
 Denotes 8 working day delivery

Colour References used throughout this price list:

CI – Cast Iron Styled PVC  
 B – Classic Black  
 BU – Oxford Blue  
 GN – Olive Green  
 GY – Graphite Grey  
 SD – Sandstone  
 WH – Porcelain White

## Scotland

Order cut-off time Zone	Mon 3.30pm	Tue 3.30pm	Wed 3.30pm	Thur 3.30pm	Fri 3.30pm
Borders	Thur	Thur	Tue	Tue	Tue
Lead time	3	2	4	3	3
Central	Fri	Fri	Fri	Wed	Wed
Lead time	4	3	2	4	4
Cumbria	Thur	Thur	Tue	Tue	Tue
Lead time	3	2	4	3	3
Dumfries	Thur	Thur	Tue	Tue	Tue
Lead time	3	2	4	3	3
Fife	Fri	Fri	Fri	Tue	Tue
Lead time	4	3	2	3	3
Grampian	Wed	Wed	Wed	Wed	Wed
Lead time	6/7	5/6	4/5	4	8
Highland	Wed	Wed	Wed	Wed	Wed
Lead time	6/7	5/6	4/5	4	8
Lothian	Fri	Fri	Fri	Wed	Wed
Lead time	4	3	2	4	4
Strathclyde	Fri	Fri	Fri	Wed	Wed
Lead time	4	3	2	4	4
Tayside	Fri	Fri	Fri	Tue	Tue
Lead time	4	3	2	3	3

# Cascade

CAST IRON STYLE RAINWATER AND SOIL SYSTEM

A unique patented manufacturing process combines with original cast iron detailing on pipework, fittings and hoppers to give the full appearance of cast iron with all the benefits of modern plastic products.



The Cascade range has been sympathetically designed with full consideration to original features, dimensions and detailing to provide heritage style without compromising the architectural integrity of traditionally designed building and renovation projects.

## DOMESTIC SYSTEMS

- 106mm Prostyle Gutter
- 112mm Roundstyle Gutter
- 115mm Deepstyle Gutter
- 65mm Square Downpipe
- 68mm Round Downpipe
- Fittings and Hoppers

## HIGH CAPACITY SYSTEM

- 160mm Roundstyle Gutter
- 105mm Round Downpipe
- 100mm x 75mm (4" x 3") Rectangular Downpipe
- Fittings and Hoppers

## SOIL SYSTEM

- 110mm Soil Pipe
- Soil Stack Shroud
- Access Fittings and Adaptor



In addition to Classic Black, Cascade is available in a choice of heritage colours including Oxford Blue, Olive Green, Graphite Grey, Sandstone and Porcelain White.



Oxford Blue (BU)

Olive Green (GN)

Graphite Grey (GY)

Sandstone (SD)

Porcelain White (WH)



Plumbing & Drainage

# Domestic




## 106mm Plastic 'Cast Iron Style' Prostyle Gutter

Code	Description	Pack Qty*	£ Price Per item	
			Black	Coloured
Gutters				
BR081CI	2m Profiled Gutter	4	£25.57	£32.41
BR082CI	4m Profiled Gutter	4	£51.14	£64.83
Brackets				
BR083CI	Fascia Bracket	10	£4.51	£5.46
BR084CI	Union Bracket	10	£12.81	£15.47
Outlets & Stopends				
BR085CI	Running Outlet	10	£17.88	£21.58
BR856LCI	Stopend Outlet L/H	10	£18.63	£22.49
BR856RCI	Stopend Outlet R/H	10	£18.63	£22.49
BR087LCI	External Stopend L/H	10	£9.48	£11.45
BR087RCI	External Stopend R/H	10	£9.48	£11.45
Gutter Angles & Clip				
BR088ICI	Internal 90° Angle	10	£17.81	£21.50
BR088ECI	External 90° Angle	10	£17.81	£21.50
BR089ICI	Internal 135° Angle	10	£20.56	£24.83
BR089ECI	External 135° Angle	10	£20.56	£24.83
BR088/150ECI	External 150° Angle	10	£22.21	£26.81
BR8CI	Fabricated Special Angle	1	£51.59	£62.27
BR080CI	Spare Gutter Clip	10	£0.80	£0.96
Rise & Fall & Rafter Brackets				
BRF8CI	Rise & Fall Bracket (Coated)	1	£15.87	£19.16
BRF8	Rise & Fall Bracket	1	£11.23 Galv	-
BRT5	Rafter Top Gutter Bracket	1	£6.89 Galv	-
BRS5	Rafter Side Gutter Bracket	1	£7.15 Galv	-



BR083CI



BR081CI



BR084CI



BR085CI



BR856LCI



BR087LCI



BR088ICI



BR088/150ECI

## Gutter Protector System

Code	Description	Pack Qty*	£ Price Per item	
			Black	Coloured
BRP16CI	Porcupipe Bristle Gutter Protector Priced per 2m length	8	£8.80	£8.80
BRP32CI	Porcupipe Bristle Merchant Display Box Contains 16 x 2m	1	£140.80	£140.80





## 112mm Plastic 'Cast Iron Style' Roundstyle Gutter

Code	Description	Pack Qty*	£ Price Per item	
			Black	Coloured
Gutters				
BR041CI	2m Gutter	5	£16.07	£20.38
BR042CI	4m Gutter	5	£32.17	£40.78
Brackets				
BR043CI	Fascia Bracket	10	£2.13	£2.57
BR044CI	Union Bracket	10	£9.20	£11.11
Outlets & Stopends				
BR045CI	Running Outlet	10	£12.01	£14.50
BR046CI	Internal Stopend	10	£5.46	£6.60
BR047CI	External Stopend	10	£6.23	£7.52
Gutter Angles & Clip				
BR048CI	90° Angle	10	£12.31	£14.86
BR049CI	135° Angle	10	£12.79	£15.43
BR4CI	Fabricated Special Angle	1	£49.53	£59.80
BR040CI	Spare Gutter Clip	10	£0.80	£0.96
Adaptors				
BR491	Roundstyle Cast Iron	1	£11.15 Black	-
BR492	To Ogee Adaptor R/H**	1	£17.29 Alu	-
BR493	To Ogee Adaptor L/H**	1	£17.29 Alu	-
Rise & Fall & Rafter Brackets				
BRF4CI	Rise & Fall Bracket (Coated)	1	£14.57	£17.59
BRF4	Rise & Fall Bracket	1	£11.01 Galv	-
BRT5	Rafter Top Gutter Bracket	1	£6.89 Galv	-
BRS5	Rafter Side Gutter Bracket	1	£7.15 Galv	-



## 115mm Plastic 'Cast Iron Style' Deepstyle Gutter

Code	Description	Pack Qty*	£ Price Per item	
			Black	Coloured
Gutters				
BR072CI	4m Gutter	5	£46.03	£58.35
Brackets				
BR073CI	Fascia Bracket	10	£3.25	£4.13
BR074CI	Union Bracket	10	£12.70	£15.33
Outlets & Stopends				
BR075CI	Running Outlet	10	£16.48	£19.91
BR076CI	Internal Stopend	10	£9.79	£11.83
BR077CI	External Stopend	10	£10.08	£12.17
Gutter Angles & Clip				
BR078CI	90° Angle	10	£17.93	£21.65
BR079CI	135° Angle	10	£20.62	£24.89
BR7CI	Fabricated Special Angle	1	£49.53	£59.80
BR070CI	Spare Gutter Clip	10	£0.80	£0.97
Rise & Fall & Rafter Brackets				
BRF7CI	Rise & Fall Bracket (Coated)	1	£15.48	£18.68
BRF7	Rise & Fall Bracket	1	£11.01 Galv	-
BRT5	Rafter Top Gutter Bracket	1	£6.89 Galv	-
BRS5	Rafter Side Gutter Bracket	1	£7.15 Galv	-



\*Coloured items sold singly. Please refer to page 2 for delivery and code details referring to coloured options. \*\*Natural Aluminium body with black or white coloured strap

## 65mm Plastic 'Cast Iron Style' Square Downpipe

Code	Description	Pack Qty*	£ Price Per item	
			Black	Coloured
Downpipes				
BR5018LCI	1.8m Socketed Pipe with Lugs	4	£35.13	£44.53
BR5025LCI	2.5m Socketed Pipe with Lugs	4	£48.21	-
Connectors				
BR506LCI	Pipe Coupler with Lugs	10	£11.46	£13.84
BR506CI	Plain Coupler	10	£10.87	£13.12
Offsets				
BR575CI	75mm Offset	10	£16.34	£19.72
BR5115CI	115mm Offset	10	£19.02	£22.96
BR5150CI	150mm Offset	10	£21.54	£26.01
BR5000CI	Adjustable Offset Kit (min offset 150mm, max 455mm)	1	£36.53	£44.09
BR513LCI	50mm Plinth Offset with Lugs	10	£23.23	£28.04
Bends				
BR508CI	92½° Spigot Bend	10	£15.70	£18.95
BR519CI	135° Spigot Bend	10	£15.70	£18.95
BR509CI	112½° Spigot Bend	10	£15.70	£18.95
Branch				
BR518CI	112½° Branch	10	£32.03	£38.67
Shoes & Clip				
BR516LCI	Shoe with Lugs	10	£22.26	£26.87
BR512LCI	Anti-Splash Shoe with Lugs	10	£23.23	£28.04
BR507LCI	Downpipe Clip	10	£6.13	£7.40
Lug Fixing Pack & Spacer Pack				
BRFP55CI	Lug Fixing Pack (Pack contains 10x55mm Screws and Wall Plugs)	1	£5.51 Black	-
BRSP1CI	5mm Spacer for use with 'Cast Iron Style' Pipework (Pack contains 10x5mm Spacers)	1	£4.11 Black	-



## Rainwater Diverter

Code	Description	Pack Qty*	£ Price Per item	
			Black	Coloured
BR222CI	Rainwater Diverter	1	£17.74	-



## Water Butt

Code	Description	Pack Qty*	£ Price Per item	
			Black	Coloured
BRGW225CI	Gothic Water Butt (width 730mm x depth 480mm x height 770mm) (225 litre capacity)	1	£144.89	-
BRWS1CI	Gothic Water Butt Stand (width 730mm x depth 480mm x height 300mm) (shown fitted)	1	£56.89	-





## 68mm Plastic 'Cast Iron Style' Round Downpipe

Code	Description	Pack Qty*	£ Price Per item	
			Black	Coloured
Downpipes				
BR2018LCI	1.8m Socketed Pipe with Lugs	5	£29.72	£37.67
BR2025LCI	2.5m Socketed Pipe with Lugs	5	£42.15	-
Connectors				
BR206LCI	Pipe Coupler with Lugs	10	£9.31	£11.24
BR206CI	Plain Coupler	10	£8.86	£10.70
Offsets				
BR275CI	75mm Offset	10	£14.17	£17.10
BR2115CI	115mm Offset	10	£16.64	£20.09
BR2150CI	150mm Offset	10	£19.14	£23.11
BR2230CI	230mm Offset	10	£21.69	£26.19
BR2305CI	305mm Offset	10	£24.97	£30.15
BR2380CI	380mm Offset	10	£26.57	£32.08
BR2455CI	455mm Offset	5	£29.67	£35.82
BR2000CI	Adjustable Offset (250mm to 650mm)	1	£31.88	£38.48
BR213LCI	50mm Plinth Offset with Lugs	10	£20.29	£24.49
Bends				
BR208CI	92½° Bend	10	£13.27	£16.03
BR219CI	135° Bend	10	£13.27	£16.03
BR209CI	112½° Spigot Offset Bend	10	£15.94	£19.25
BR221LCI	112½° Spigot Bend with Lugs L/H	10	£18.29	£22.08
BR221RCI	112½° Spigot Bend with Lugs R/H	10	£18.29	£22.08
Branch				
BR218CI	112½° Branch	10	£28.50	£34.41
BR220CI	135° Branch	10	£28.50	£34.41
Shoes & Clip				
BR216LCI	Shoe with Lugs	10	£19.08	£23.05
BR212LCI	Anti-Splash Shoe with Lugs	10	£20.29	£24.49
BR214LCI	Handed Shoe with Lugs L/H	10	£19.09	£23.05
BR214RCI	Handed Shoe with Lugs R/H	10	£19.09	£23.05
BR207LCI	Downpipe Clip	10	£5.00	£6.03
Lug Fixing Pack & Spacer Pack				
BRFP55CI	Lug Fixing Pack (Pack contains 10x55mm Screws and Wall Plugs)	1	£5.79 Black	-
BRSP1CI	5mm Spacer for use with 'Cast Iron Style' Pipework (Pack contains 10x5mm Spacers)	1	£4.31 Black	-



## 68mm Plastic 'Cast Iron Style' Corner Round Downpipe Range


















Code	Description	Pack Qty*	£ Price Per item	
			Black	Coloured
Downpipes				
BR2518LCI	1.8m Corner Socketed Pipe with Lugs	5	£33.56	£42.54
BR2525LCI	2.5m Corner Socketed Pipe with Lugs	5	£45.99	£58.30
Connector				
BR2506LCI	Coupler & Lugs	10	£12.71	£16.12
Shoe & Clip				
BR2516LCI	Corner Shoe with Lugs	10	£20.37	£25.83
BR2507LCI	Pipe Clip	10	£7.64	£9.69
Hopper				
BRH15	Corner Ogee Hopper Small	10	£47.76	£57.79



\*Coloured items sold singly. Please refer to page 2 for delivery and code details referring to coloured options.

## 'Cast Iron Style' Hoppers - Suitable for 65mm Square and 68mm Round Downpipe

Code	Description	Pack Qty*	£ Price Per item	
			Black	Coloured
Hoppers				
BRH1†	Ogee Hopper Small	10	£31.07	£34.18
BRH2	Ogee Hopper Medium	5	£37.82	£41.60
BRH3	Bath Hopper	8	£42.89	£47.17
BRH4	Gothic Hopper	8	£52.52	£57.77
BRH5	Long Undated Hopper	4	£53.09	£58.40
BRH6	Small Undated Hopper	10	£35.97	£39.55
BRH5D	Long Hopper Dated (State Date with Order)	1	£96.53	£106.18
BRH6D	Small Hopper Dated (State Date with Order)	1	£65.39	£71.93
BRH5LN	Long Hopper with Lion	4	£61.81	£68.00
BRH6LN	Small Hopper with Lion	10	£42.34	£46.58
BRH5TR	Long Hopper with Tudor Rose	4	£61.81	£68.00
BRH6TR	Small Hopper with Tudor Rose	10	£42.34	£46.58
BRH5FLS	Long Hopper with Four Leaf Square	4	£61.81	£68.00
BRH5SL	Long Hopper with Shell	4	£61.81	£68.00
BRH5G	Long Hopper with Gargoyle	4	£61.81	£68.00
BRH6G	Small Hopper with Gargoyle	10	£42.34	£46.58
BRH6FDL	Small Hopper with Fleur De Lys	10	£42.34	£46.58
BRH6LF	Small Hopper with Leaf	10	£42.34	£46.58



Please refer to page 17 for Hopper Dimensions.

## Wall Planter Range

		Pack	£ Price Per item	
Code	Description	Qty*	Black	Coloured
Hoppers				
BRP1	Small Ogee Planter	1	£28.85	£31.74
BRP2	Medium Ogee Planter	1	£34.88	£38.37
BRP3	Bath Planter	1	£39.56	£43.52
BRP4	Gothic Planter	1	£48.75	£53.62
BRP5	Long Box Planter	1	£49.31	£54.24
BRP5D	Long Box Planter Dated**	1	£90.91	£100.00
BRP5TR	Long Box Planter with Tudor Rose	1	£57.99	£63.79
BRP6	Short Box Planter	1	£33.06	£36.36
BRP6D	Short Box Planter Dated**	1	£61.35	£67.49
BRP6TR	Short Box Planter with Tudor Rose	1	£39.08	£42.99



\*Coloured items sold singly. Please refer to page 2 for delivery and code details referring to coloured options. \*\* Please state required date with order, made specially to order.

†Suitable for 68mm Round Downpipe only.

# High Capacity

## 160mm Plastic 'Cast Iron Style' Half Round Gutter

Code	Description	Pack Qty*	£ Price Per item	
			Black	Coloured
Gutters				
BR061CI	2m Gutter	5	£40.06	£50.79
BR062CI	4m Gutter	5	£80.13	£101.57
Brackets				
BR060CI	Fascia Bracket	10	£5.78	£6.98
BR064CI	Union Bracket	10	£16.96	£20.48
Outlet & Stopends				
BR065CI	Running Outlet	10	£32.33	£39.05
BR066CI	Internal Stopend	10	£10.26	£12.38
BR067CI	External Stopend	10	£11.96	£14.44
Gutter Angles				
BR068CI	90° Angle	10	£24.71	£29.84
BR6CI	Fabricated Special Angle	10	£76.95	£92.90
Rise & Fall Brackets				
BRF6CI	Rise & Fall Bracket (Coated)	1	£18.73	£22.61
BRF6	Rise & Fall Bracket	1	£18.22 Galv	-



## 105mm Plastic 'Cast Iron Style' Round Downpipe

Code	Description	Pack Qty*	£ Price Per item	
			Black	Coloured
Downpipe				
BR9018LCI	1.8m Socketed Pipe with Lugs	1	£50.21	£60.62
Connectors				
BR906LCI	Pipe Coupler with Lugs	5	£17.88	£21.59
BR906CI	Plain Coupler	5	£15.77	£19.05
Offsets				
BR9115CI	115mm Offset	5	£31.28	£37.77
BR9150CI	150mm Offset	5	£31.81	£38.41
BR9230CI	230mm Offset	5	£32.71	£39.49
BR9305CI	305mm Offset	5	£34.84	£42.06
BR9380CI	380mm Offset	5	£37.86	£45.71
BR9455CI	455mm Offset	5	£44.70	£53.96



\*Coloured items sold singly. Please refer to page 2 for delivery and code details referring to coloured options.

## 105mm Plastic 'Cast Iron Style' Round Downpipe

Code	Description	Pack Qty*	£ Price Per item	
			Black	Coloured
Bends				
BR908CI	92½° Bend	5	£29.02	£35.05
BR909CI	112½° Bend	5	£29.02	£35.05
BR919CI	135° Bend	5	£29.02	£35.05
Branch				
BR918CI	112½° Branch	5	£38.77	£46.81
Shoe & Clip				
BR916LCI	Shoe with Lugs	5	£32.39	£39.10
BR907LCI	Downpipe Clip	10	£6.57	£7.94
Hoppers				
BRH54	Long Undated Hopper	5	£90.39	£99.43
BRH55	Bath Hopper Plain	3	£107.56	£118.32
BRH55D	Bath Hopper Dated (State date with order)	1	£129.07	£141.99
BRH55LN	Bath Hopper Lion	3	£107.56	£118.32
BRH55WI	Bath Hopper Windowed	3	£107.56	£118.32
Lug Fixing Pack & Spacer Pack				
BRFP75CI	Lug Fixing Pack (Pack contains 10x75mm Screws and Wall Plugs)	1	£6.38 Black	-
BRSP1CI	5mm Spacer for use with 'Cast Iron Style' Pipework (Pack contains 10x5mm Spacers)	1	£4.11 Black	-



## 100mm x 75mm (4"x3") Plastic 'Cast Iron Style' Rectangular Downpipe

Code	Description	Pack Qty*	£ Price Per item	
			Black	Coloured
Downpipe				
BR8018LCI	1.8m Socketed Pipe with Lugs	4	£67.13	£81.05
Adaptor				
BR8033CI	Rainwater Adaptor (160mm Gutter Outlet to 100mm x 75mm)	10	£13.78	£16.64
Offsets				
BR8000CI	Adjustable Front Projection Offset	1	£56.16	£67.80
BR8001CI	Adjustable Side Projection Offset (min offset 120mm, max 455mm)	1	£56.16	£67.80
Shoe & Clip				
BR816LCI	Shoe with Lugs	10	£43.14	£52.08
BR807LCI	Downpipe Clip	10	£11.23	£13.56
Bends				
BR809CI	112½° Spigot Bend	5	£43.14	£52.08
BR821CI	112½° Side Spigot Offset Bend	5	£43.14	£52.08
Branch				
BR818CI	112½° Branch	5	£49.01	£59.17
Hoppers				
BRH84	Bath Hopper Plain	3	£107.56	£118.32
BRH84D	Bath Hopper Dated (State date with order)	1	£129.07	£141.99
BRH84LN	Bath Hopper Lion	3	£107.56	£118.32
BRH84WI	Bath Hopper Windowed	3	£107.56	£118.32
Lug Fixing Pack & Spacer Pack				
BRFP75CI	Lug Fixing Pack (Pack contains 10x75mm Screws and Wall Plugs)	1	£6.38 Black	-
BRSP1CI	5mm Spacer for use with 'Cast Iron Style' Pipework (Pack contains 10x5mm Spacers)	1	£4.11 Black	-



# Soil Range




## 110mm Plastic 'Cast Iron Style' Push-fit Soil Range<sup>†</sup>

Code	Description	Pack Qty*	£ Price Per item	
			Black	Coloured
Pipe, Single Ring Seal Socket				
BS413CI	2.5m S/S Soil Pipe	1	£40.48	£48.88
Shroud††				
BSS1LCI	Socket Shroud with Lugs (Fit Over Clip)	5	£8.22	£9.93
BSS2CI	Socket Shroud Plain (Fit Over Socket)	5	£8.22	£9.93
Pipe Connector & Coupling				
BS406CI	Double Socket Pipe Connector	10	£14.86	£17.93
Single Socket Bend				
BS420CI	92½° Single Socket Bend	10	£27.45	£33.14
BS421CI	112½° Single Socket Bend	10	£27.45	£33.14
BS500CI	500mm Long Offset Pipe	2	£10.78	£13.02
Double Socket Bend				
BS480CI	92½° Double Socket Bend	10	£32.24	£38.91
BS482CI	135° Double Socket Bend	10	£32.24	£38.91
Double Socket Branch				
BS417CI	92½° Double Socket Plain Branch	5	£39.18	£47.29
BS451CI	92½° Double Socket Four Boss Branch	5	£39.18	£47.29
Access Fitting				
BS410CI	Access Pipe	5	£73.39	£88.60
BS436CI	92½° Single Socket Access Bend	5	£92.91	£112.17
Boss Pipe				
BS445CI	Single Socket Triple Boss Pipe	10	£27.29	32.95



BSS2CI




BSS1LCI



BS420CI



BS406CI



BS480CI



BS421CI



BS482CI



BS417CI



BS436CI



BS410CI



BS413CI



BSS1LCI



BS420CI



BS406CI



BS421CI



BS480CI



BS482CI



BS417CI



BS451CI



BS410CI

<sup>†</sup>Additional fittings may be made available to special order, price on application.

<sup>††</sup>Shroud replicates Cast Iron socket. Fit BSS1LCI over Pipe Socket & Bracket (BS407LCI) whilst BSS2CI fits around socket of fittings.

\*Coloured items sold singly. Please refer to page 2 for delivery and code details referring to coloured options.

## 110mm Plastic 'Cast Iron Style' Push-fit Soil Range†

Code	Description	Pack Qty*	£ Price Per item	
Terminal Fittings				
BS427CI	Vent Cowl	10	£10.94	£13.21
BS428CI	Weathering Collar	10	£10.94	£13.21
Bracket				
BS407LCI	Soil Pipe And Socket Bracket	10	£6.57	£7.94
Waste Adaptors				
BW1	1¼"/32mm Rubber Waste Adaptor	1	£3.82 Black	-
BW2	1½"/40mm Rubber Waste Adaptor	1	£3.82 Black	-
BW3	2"/50mm Rubber Waste Adaptor	1	£3.82 Black	-
Lubricant				
B9333	Lubricant Gel 0.5kg	1	£14.45	



BS427CI



BS445CI



BS428CI



BS407LCI



B9333

†Additional fittings may be made available to special order, price on application.

\*Coloured items sold singly. Please refer to page 2 for delivery and code details referring to coloured options.



# Installation of Gutters

The Brett Martin 'Cast Iron Style' gutter systems are specially coated versions of the existing ranges and follow the usual installation procedures as standard PVCu systems.

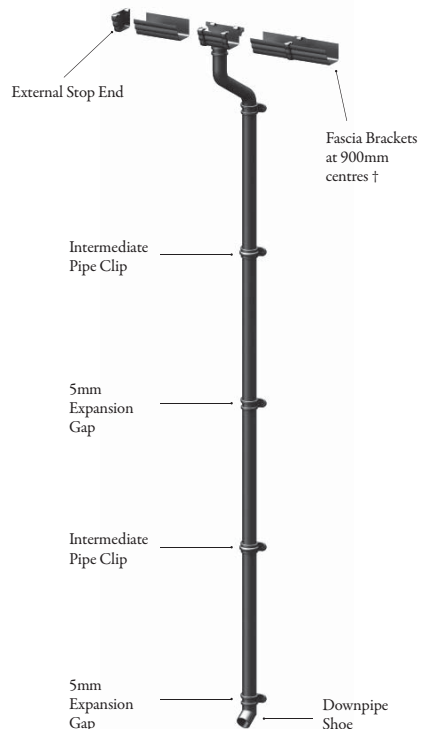
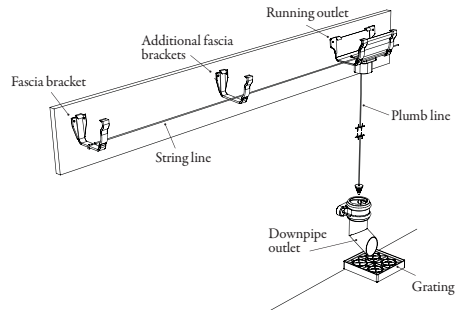
Brett Martin Rainwater gutters can be efficiently installed if the following procedures are followed. Rainwater systems are supported by the outlet joint/union bracket and external angles as well as the gutter support brackets, all of which must be fixed, wherever possible to the fascia or support bracket. Alternatively the rainwater system can be securely held by rise and fall brackets, to ensure trouble-free lifetime service.

## Installation sequence

- Position the gutter outlet vertically above the drain inlet or gully from which the rainwater will be conveyed to the underground drainage system.
- Fix the outlet in position on the fascia allowing for whatever fall, if any, is required.
- Fix the gutter support bracket furthest from the outlet at a position on the fascia which will produce a run of gutter either horizontal or to the desired fall.
- Stretch a line taut between the fixed outlet and support bracket, establishing a straight gutter line.
- Fix the remainder of the fittings to the fascia following this line, a joint bracket being positioned at each junction of two gutter sections.
- Where, due to the absence of a fascia or the design of the building support fittings cannot be fixed, the rafter top bracket and side bracket provide alternatives.
- Rise and fall brackets driven into the wall will support the gutter system where there is no fascia and rafter brackets are impractical. Position these against alternate sides of joint brackets, running outlets or angles along the installation to prevent excessive thermal movement in any one direction.

## Gutter Support Spacing

Gutter support spacing should normally NOT EXCEED 900mm. Roofs with a pitch of or exceeding 35° and/or with SMOOTH SURFACES and/or are subject to HEAVY SNOW LOADING, support spacing should not exceed 600mm and the addition of snowboards is recommended. Various gutter angles incorporate fixing positions which can be drilled for fixing. If the angle is fixed to the fascia board, adjacent support brackets should be no more than 900mm away. If the angle is not fixed the brackets should be no more than 150mm away.



## Installation of Downpipes

The Cast Iron Style pipes are specially coated to provide the 'cast' effect on the pipes that cannot be obtained through the normal extrusion manufacturing process.

Although pipes are strong and resilient, as with any such plastic pipework, they can become distorted if stored or transported without care or adequate support. To eliminate any such circumstances affecting the systems appearance, Brett Martin recommends that intermediate pipe clips be used to ensure that pipe alignment is maintained, especially on uneven brickwork.

### Step 1

Using a plumbline from the centre of the gutter outlet or offset spigot, determine the position of the pipework to ensure a vertical alignment to the underground drainage system. To maximise the traditional appearance of the system, it is recommended that a shoe (e.g. BR216LCI) is used to discharge the rainwater into the underground drainage system. (Fig. 1)



Fig. 1

### Step 2

The socket of the pipe, (e.g. BR2018LCI) is offered up to the gutter outlet, or relevant offset spigot, and positioned in line with the plumbline. The wall should be lightly marked at intervals to ensure correct alignment with the plumbline throughout the length of the installation.

### Step 3

Mark the wall, using the holes in the pipe socket lugs as guides, then drill, plug and fix the pipe, using the Brett Martin fixing packs, (code BRFP55CI), which contain 10No 55mm screws, plugs and washers.

### Step 4

Repeat until the last full length is fixed, ensuring in each case that the pipe socket is pushed fully onto the receiving pipe, and then retracted 5mm before the socket is fixed to the wall. This is especially important during cold weather installations and a requirement in the installation of all plastic pipework.

### Step 5

The lowest length of pipe is then cut to length to allow the shoe (e.g. BR216LCI) to be positioned directly above the drainage connection.

It is recommended that intermediate pipe clips are used where uneven brickwork is encountered to help maintain alignment. Instructions are the same for 100mm x 75mm and 105mm dia pipework, using fixing packs BRFP75CI, which contain 75mm screws.

## Expansion Allowance

It is essential that there is sufficient allowance to accommodate any expansion that may take place in the pipework system, especially when installing during cold weather.

Therefore, please ensure that of the 68mm and 65mm Black ranges, pipes are marked and withdrawn 5mm from the lower socket before fixing. For the 105mm range this allowance must be 10mm and for the 100mm x 75mm range and for all coloured ranges a 20mm expansion must be accommodated for in the same way. If pipes are installed without this expansion allowance it is likely that the pipes may move in hot weather. Where coloured systems are being installed, all sizes of pipe will require a 20mm expansion allowance. If installation is carried out in very hot weather, these allowances should be halved.

Simply push the pipe spigot fully into the receiving socket, mark the spigot and withdraw 5mm/10mm/20mm as required prior to fixing the socket to the wall.

Pipes as well as gutters, can easily be cut to size using a normal hacksaw, with any small adjustments simply made using a sharp blade.

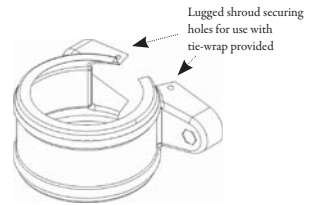
A range of hoppers are offered, some of which can be adapted to include specific dates or designs as a costed option.

# Installation of Soil System

As the Brett Martin Cast Iron Style Soil system is a coated version of the standard range, fixing instructions are predominately the same, details of which are available in the Brett Martin technical brochure, available on request.

However, due to the special coating, it is not possible to solvent weld any pipe and fittings together, which has dictated the selected range of fittings offered.

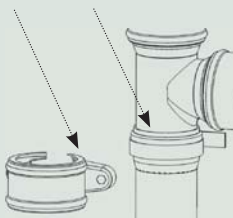
To maximise the traditional appearance of the range, special shrouds have been developed to fit around sockets to give a full cast iron socket effect. 2.5m socketed pipes are offered and a clip should be placed around each pipe socket to secure the stack to the wall. A lugged shroud (code BSS1LCI) can then be fitted over the clip and socket. Plain Socket Shrouds (code BSS2CI) can then be fitted over all other plain sockets to complete the full traditional appearance.



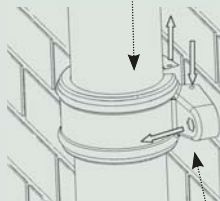
## Lugged Soil 'Shroud' (BSS1LCI) Fitting Instructions

1. Orientate the shroud so that the securing holes cannot be seen from eye level then snap shroud into position

The shroud should be fitted so that the underside face of the shroud is located against the top face of the clipped socketed pipe

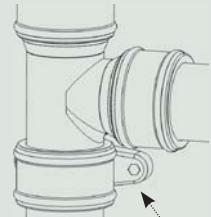


2. Thread the tie-wrap provided through the securing holes and tighten until shroud grips and the lugs fit back to the wall



Pulling each ear away from the wall to feed the tie wrap through each securing hole will aid fitting

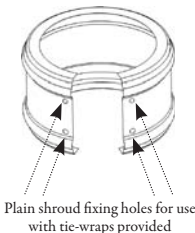
- 3.



Repeat the above procedure on all clipped pipe fixings points

## Plain Soil 'Shroud' (BSS2CI) Fitting Instructions

Read the label inside the plain shroud to identify the fitting side and the pipe side

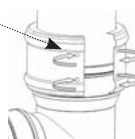


1. Snap shroud into position ensuring that the shroud is correctly orientated



3. Thread the tie-wraps provided through the securing holes and tighten until shroud grips the fitting and pipe

Ensure that the shroud is in the correct orientation and positioned against the upstand as shown

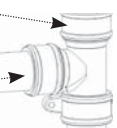


2. Spin the plain shroud so that the securing holes face you



4. Spin the plain shroud back into position so the tie wrap is hidden

Repeat the above for every plain shroud



To connect Waste pipes to the stack, fit the relevant rubber Waste adaptor, (codes BW1, 2 or 3), into the relevant boss upstand and push the lubricated Waste pipe spigot fully into the adaptor.

When installing a soil stack, it is essential that all spigots are lubricated prior to being inserted into the lubricated ring seal joint and that an expansion allowance of 10mm is provided. Simply push the lubricated spigot fully into the socket, lightly mark the spigot and then withdraw the spigot 10mm.

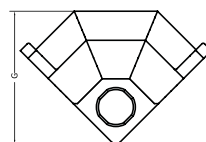
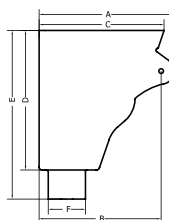
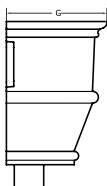
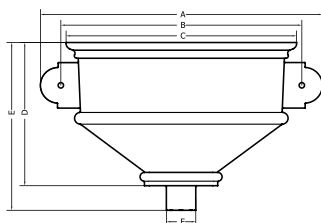
Care should be taken to prevent lubricant from staining the surface of the pipework during installation. We strongly recommend the use of our water based lubricant, code B9333, which is easily removable with soap and water should the surface appearance be affected.

To form an offset in the Soil stack, use the Offset Pipe (code BS500CI) to form the relevant offset length between two relevant bends and coupler, if required. This negates the need to cut a full length of pipe and reduces the cost of the installation.

Care should be taken to ensure a vertical installation of the main stack for both appearance and to ensure suitable falls can be obtained for any connecting pipework.

## Hopper Dimensions

Hopper Style	A (mm)	B (mm)	C (mm)	D (mm)	E (mm)	F	G (mm)
BRH1	290	250	255	202	236	68mm Range	170
BRH2	326	280	295	218	245	68/65mm Range	201
BRH3	380	315	261	326	364	68/65mm Range	150
BRH4	370	266	280	370	394	68/65mm Range	180
BRH5/D/LN/TR/FLS/SL/G	540	492	460	287	332	68/65mm Range	198
BRH6/D/LN/TR/G/FDL/LF	386	320	318	226	270	68/65mm Range	180
BRH54	590	514	462	296	330	105mm Range	198
BRH55/LN/WI	463	378	360	362	420	105mm Range	207
BRH84/LN/WI	463	378	360	362	420	100x75mm Range	207
BRH15	232	210	215	240	290	68mm Corner Range	228



# Rainwater Guarantee

Brett Martin's continued investment in product research, development and customer service has resulted in the achievement of a Rainwater range which satisfies every variety of roof drainage, ranging from the smallest domestic property to much larger agricultural and commercial buildings providing the merchant, installer and the end user with satisfaction, peace of mind and a full guarantee.



Each rainwater system has been designed to facilitate fast, efficient, economical installation combined with exceptional reliability. All the domestic systems feature fixing arrangements for easy and straight screwdriver access, incorporating the popular Brett Martin clip fixing system, creating a neat and secure installation every time.

No matter which Rainwater system is selected, you are assured of an excellent high performance product offering unbeatable durability and low maintenance whilst ensuring ease of installation and will stay looking good and working well for years to come.

Brett Martin's Rainwater systems have been fully tested for accelerated ageing in accordance with BS EN 607:1995 and the excellence of Brett Martin Rainwater systems is recognized through the company's achievement of BS EN ISO 9001:2008. You can be confident that, as a BSI Registered Firm, our Quality Assurance programme guarantees that Brett Martin's Rainwater is a first class product.

Following on from our investment in Research, Development, Quality Assurance and our focus on Customer Satisfaction, Brett Martin's Rainwater systems are covered by our extended Warranty and Guarantee package. This Guarantee covers a period of 10 years from date of purchase and covers unusual warping, splitting and discolouration providing the system has been installed following manufacturer's instructions and excludes any coating, paint or other surface treatment applied to the system (with the exception of the Cast Iron Style range where a specific Brett Martin formulated coating has been applied to components), damage caused by external agents, fair wear and tear from normal ageing, does not apply to consequential losses but to replacement of defective materials. Full warranty details are available on request from Brett Martin Ltd.

Rainwater is just part of Brett Martin's complete drainage and plumbing programme. The Rainwater range is complemented by the Brett Martin Drainage, Sewer, Surface Water, Soil and Waste systems to provide a complete sustainable solution for all your water cycle requirements.

Full technical and installation instructions are detailed on the company's web site at [www.brettmartin.com](http://www.brettmartin.com) and listed in the rainwater technical guide, which is available on request. The company's sales and technical departments are always available to answer any queries and offer a complete design service.



Plumbing & Drainage



Cascade is available from Builders Merchants and Providers nationwide.  
For details of your nearest stockist or for further information please contact:

**Irish Sales and Head Office:**

24 Roughfort Road  
Mallusk, Co. Antrim  
Northern Ireland, BT36 4RB  
Tel: 028 9084 9999  
Fax: 028 9083 6666  
Sales Counter: 028 9084 8999  
Email: [sales@brettmartin.com](mailto:sales@brettmartin.com)

**English & Welsh Sales:**

Speedwell Ind. Estate  
Staveley, Derbyshire  
England S43 3JP  
Tel: 01246 280000  
Fax: 01246 280001  
Email: [building@brettmartin.com](mailto:building@brettmartin.com)  
Orderline email:  
[bpsales@brettmartin.com](mailto:bpsales@brettmartin.com)

100 Camford Way  
Sundon Park  
Luton, Bedfordshire  
England, LU3 3AN  
Tel: 01246 280000  
Fax: 01246 280001

**Scottish Sales:**

Blairlinn Road  
Cumbernauld, Glasgow  
Scotland, G67 2TF  
Tel: 01236 725536  
Fax: 01236 725871  
Email: [scotland@brettmartin.com](mailto:scotland@brettmartin.com)



Certificate No. 000119

BS EN ISO  
9001:2008



[www.bit.ly/cascade-systems](http://www.bit.ly/cascade-systems)



Plumbing & Drainage